CITY OF HASTINGS

ADDENDUM NO. 1

6/1/26

Water Main Relocation on St. Joseph Ave From 7th to 8th Street

Contract No. HU 2026-43

1. *Update Bid Opening Date* throughout the specification to **June 10, 2026 at 4:00 PM** to allow more time as a result of the following changes.
2. *Updated Plans and Proposal: Use the new proposal pages (Addendum 1) for bid submission.*
   a. See the following update plan and project proposal to reflect changes.
      i. Changes include: Upsizing from 10" to 12" pipe, fittings, and valves encompassing details C, D and I and interconnecting piping.

CITY OF HASTINGS

By Keith Miller, P.E.

Title Engineer

The undersigned bidder hereby certifies that the revision set forth in this addendum have been incorporated in their bid and are a part of the contract documents.

Signed _____

Title _____

Firm _____

Date _____

ALL ISSUED ADDENDUM(S) MUST BE ACKNOWLEDGED
& RETURNED WITH YOUR BID DOCUMENTS

IMPORTANT MAILING (OR HAND DELIVERY) INSTRUCTIONS

Please address your return envelope as shown in the example below. All bids must be sealed in a properly marked envelope.

To hand deliver, please drop off between the hours of 8:00am – 5:00pm Monday-Friday.

Your Return Address

City of Hastings
Attn: Renae Griess
1228 N Denver Avenue
Hastings, NE 68901

This Information MUST BE typed or written in the lower left hand corner of return envelope
OR SIMPLY CUT OUT AND TAPE ON YOUR RETURN ENVELOPE

✂ ✂ ✂ ✂

BID DOCUMENTS ENCLOSED
ATTN: Renae Griess, Administrative Assistant
Contract No: HU 2026-43
Water Main Relocation on St Joseph Ave from 7th to 8th Street
Bid Opens: Wednesday, June 10, 2026 @ 4:00 PM

If returning Fed-X or similar carrier, please enclose the bid in an "inner" envelope which is sealed. Please make sure BOTH envelopes are properly marked on the OUTSIDE OF THE ENVELOPE as shown in the example above.

One bid per envelope. Bid submittal via email is not allowed. Bids must be checked in to the City of Hastings prior to 4:00pm deadline.

FORMAL PROPOSAL FOR
WATER MAIN RELOCATION ON ST. JOSEPH AVE FROM 7TH TO 8TH STREET
CITY OF HASTINGS
CONTRACT NO. HU 2026-43 ADDENDUM 1

TO: City of Hastings
1228 N Denver Avenue
Hastings NE 68901

BID OPENS: June 10, 2026 @ 4:00 PM

SEALED BIDS MUST BE RECEIVED NO LATER THAN 4:00 PM SAME DAY. BIDS RECEIVED AFTER THAT TIME WILL NOT BE ACCEPTED.

We, the undersigned, being familiar with all parts of these documents, being Notice to Bidders, Bid Proposal Price Sheets, Contract Document Forms, Plans and Specifications, Affidavit, Material List, and all other parts of this document, do herein submit our proposal to furnish, install, and perform all tasks required to complete said project area(s) for the total costs; including all necessary state and local sales taxes, and any other required taxes.

Activity	Schedule
Bid Opening date	June 10, 2026
Contract award date	TBD
Pre-Construction Meeting followed by notice to proceed	TBD
Completion date	August 1, 2027
Liquidated Damages	$100 per day

Any modifications of bid proposal will be considered non-conformance of the bid.
All exceptions to the proposal shall be noted as an exception of the bid.

BID SECTION A

Item	Quantity	Unit	Description	Unit Price ($)		Total
1	42	LF	12" HDD DIP Water Main	$	/LF	$
2	1005	LF	10" HDD DIP Water Main	$	/LF	$
3	15	LF	12" DIP Water Main	$	/LF	$
4	20	LF	10" DIP Water Main	$	/LF	$
5	5	LF	8" DIP Water Main	$	/LF	$
6	5	LF	4" DIP Water Main	$	/LF	$
7	1	EA	12" Gate Valve and Box	$	/EA	$
8	9	EA	10" Gate Valve and Box	$	/EA	$
9	1	EA	4" Gate Valve and Box	$	/EA	$
10	2	EA	Fire Hydrant (5'-6" Bury)	$	/EA	$
11	2	EA	FH 6" Gate Valve and Box	$	/EA	$
12	1	EA	FH 6" Foster Adaptor	$	/EA	$
13	461	LBS	FH Fittings	$	/LB	$
14	1704	LBS	Compact Fittings	$	/LB	$
15	2	EA	12" Foster Adaptor	$	/EA	$
16	13	EA	10" Foster Adaptor	$	/EA	$
17	1	EA	4" Foster Adaptor	$	/EA	$
18	6	EA	12" MEGA Lug	$	/EA	$

Continued Next Page

FORMAL PROPOSAL FOR
WATER MAIN RELOCATION ON ST. JOSEPH AVE FROM 7TH TO 8TH STREET
CITY OF HASTINGS
CONTRACT NO. HU 2026-43 ADDENDUM 1

BID SECTION A CONTINUED						
Item	**Quantity**	**Unit**	**Description**	**Unit Price ($)**		**Total**
19	13	EA	10" MEGA Lug	$	/EA	$
20	5	EA	4" MEGA Lug	$	/EA	$
21	2	EA	Remove 10" MJ Plug	$	/EA	$
22	1	EA	Remove 4" Gate Valve and Box	$	/EA	$
23	1	EA	Remove 4" Foster Adaptor	$	/EA	$
24	1	EA	Remove Fire Hydrant Assembly	$	/EA	$
25	1	EA	Tree Removal	$	/EA	$
26	13	SY	R&R Conc./Asphalt Street*	$	/SY	$
27	119	SY	R&R Concrete Drive*	$	/SY	$
28	465	SF	R&R Concrete Sidewalk*	$	/SF	$
29	125	LF	R&R Concrete Curb*	$	/LF	$
30	3	EA	Tracer Wire Grounding	$	/EA	$
31	1241	LF	Blue Marking Tape	$	/LF	$
32	1241	LF	Tracer Wire	$	/LF	$
33	4	EA	Tracer Wire Riser	$	/EA	$
34	4	EA	Tracer Wire Anode	$	/EA	$
35	14	EA	Thrust Block	$	/EA	$
			Total of Bid Section A:	$		

**SAWCUT IS SUBSIDIARY*

BID SECTION B						
Item	**Quantity**	**Unit**	**Description**	**Unit Price ($)**		**Total ($)**
1	139	LF	8" HDD DIP Water Main	$	/LF	$
2	39	LF	8" DIP Water Main	$	/LF	$
3	5	LF	6" DIP Water Main	$	/LF	$
4	4	LF	4" DIP Water Main	$	/LF	$
5	2	EA	8" Gate Valve and Box	$	/EA	$
6	1	EA	6" PIV Gate Valve	$	/EA	$
7	1	EA	4" Gate Valve and Box	$	/EA	$
8 a	1	EA	Construction for 8"x 8" Tap (No. 8 b)	$	/EA	$
8 b	1	EA	8”x 8” Tap by HU**	$ 3,812.61	/EA	$ 3,812.61
9	866	LBS	Compact Fittings	$	/LBS	$
10	1	EA	12” Foster Adaptor	$	/EA	$
11	4	EA	8" Foster Adaptor	$	/EA	$
12	1	EA	6" Foster Adaptor	$	/EA	$
13	1	EA	4" Foster Adaptor	$	/EA	$
14	10	EA	8" MEGA Lug	$	/EA	$
15	8	LF	Remove 8" DIP Water Main	$	/LF	$

Continued Next Page

FORMAL PROPOSAL FOR
WATER MAIN RELOCATION ON ST. JOSEPH AVE FROM 7TH TO 8TH STREET
CITY OF HASTINGS
CONTRACT NO. HU 2026-43 ADDENDUM 1

BID SECTION B CONTINUED						
Item	**Quantity**	**Unit**	**Description**	**Unit Price ($)**	**Total**	$
16	1	EA	Remove 8" 22.5 MJ Bend	$	/EA	$
17	4	EA	Remove 8" 45 MJ Bend	$	/EA	$
18	1	EA	Remove 8"x 8" MJ Tee w/8" MJ Plug	$	/EA	$
19	2	EA	Remove Valve Box	$	/EA	$
20	74	SY	R&R Concrete Drive*	$	/SY	$
21	756	SF	R&R Concrete Sidewalk*	$	/SF	$
22	44	LF	R&R Concrete Curb*	$	/LF	$
23	2	EA	Tracer Wire Grounding	$	/EA	$
24	186	LF	Blue Marking Tape	$	/LF	$
25	186	LF	Tracer Wire	$	/LF	$
26	2	EA	Tracer Wire Riser	$	/EA	$
27	2	EA	Tracer Wire Anode	$	/EA	$
28	13	EA	Thrust Block	$	/EA	$
			Total Bid Section B:	$		

**SAWCUT IS SUBSIDIARY*

***Item 8b: Contractor required to purchase from the City of Hastings.*

BID TOTAL SUMMARY	
Total Bid Section A (above)	$
Total Bid Section B (above)	$
Grand Total (A+B)	$
Grand Total (in words)	

For purposes of sales/use tax, this project falls under Nebraska Sales and Use Tax Regulation 1-017 for Contractors. By definition, a contractor is "any person who repairs property annexed to, or who annexes property to, real estate, including leased property, by attaching building materials to the annexed property or improvement being built or repaired, or who arranges for annexation of property." Please refer to www.revenue.nebraska.gov/salestax.html for additional information.

For calculating this proposal:

- All contractors are to include sales/use tax on materials in the bidder's prices if applicable.
- **Option 1 contractors must separately state materials, sales tax, labor, and other charges on all invoices for the project. Any invoices submitted that do not include this required breakdown of the**

charges will not be accepted for payment. (This requirement does not apply to Option 2 or 3 contractors.)

- The sales/use tax rate on building materials is 7.0% for projects within Hastings' city limits and 5.5% for projects outside of city limits.
- Contractor labor charges for this proposal are not subject to sales/use tax per the Nebraska Department of Revenue Notice to Contractors effective October 1, 2007.
- In submitting this bid, the bidder certifies that he will comply with all applicable laws, ordinances, and codes of the City of Hastings and the Sate of Nebraska.
- **Project is located INSIDE OF CITY LIMITS (7%)**

What contractor option have you registered with the Nebraska Department of Labor (must select one)?
Please refer to https://dol.nebraska.gov for additional information.

Option 1 _____

Option 2 _____

Option 3 _____

Any modification of bid proposal will be considered non-conformance of the bid. All exceptions to the proposal shall be noted as an exception to the bid.

Exceptions: No ☐ Yes ☐ (If yes, list on ***"Instructions to Bidders"*** page)

City of Hastings may at its own discretion delete any project area prior to award of contract.

In submitting this proposal, it is further understood that the City of Hastings Utilities Department reserves the right to reject any or all proposals, whether the price is the lowest or not, and may waive any informalities and may accept the proposal which best suits its needs. It is further understood that this proposal may not be withdrawn for a period of sixty days (60) days after the bids are opened.

All bid documents, including proposals, bid bonds, etc., must be submitted with original signatures. No copies will be accepted.

OFFICIAL NAME & ADDRESS

Firm Name	Signature
Address	Typed or Printed Name
City, State, Zip	Title
Phone No.	Date
Fax No.	Email Address

Hastings Utilities

2026

MLMH Water Main Relocation from St. Joseph Ave. from 7th St. to 8th St., to 8th St. Denver Ave to Kansas Ave..

WA-138 HU 2026-43

General Legend

- 2-G — Gas Main
- GS — Gas Service
- 4-W — Water Main
- WS — Water Service
- 8-S — Sanitary Sewer Main
- SS — Sanitary Sewer Service
- T — Underground Telephone Cable
- ts — Underground Telephone Service
- E — Underground Electrical Cable
- Underground Electrical Service
- Overhead Electrical Cable
- Overhead Electrical Service
- Underground Cable TV
- TVS — Underground Cable TV Service
- Existing Storm Sewer
- Existing Reducer
- New Reducer
- Existing Valve
- New Valve
- Stop Box
- Existing Fire Hydrant
- New Fire Hydrant
- Meter Pit
- Existing Manhole
- New Manhole
- Utility Pole
- Property Pin
- Poured Thrust Block
- Gas Meter
- Telephone Pedestal
- Tracer Wire Riser

Deciduous Trees	Trunk Dia.	Evergreen Trees
	under 12"	
	12" to 24"	
	above 24"	

Sheet Index

CW1.1 to CW1.6	Water Main Improvements Plan and Profile Sheets
CW2.1 to CW2.2	Water Main Improvements Civil Fitting Details
CW3.1	Water Main Improvements Civil Standard Plan Details

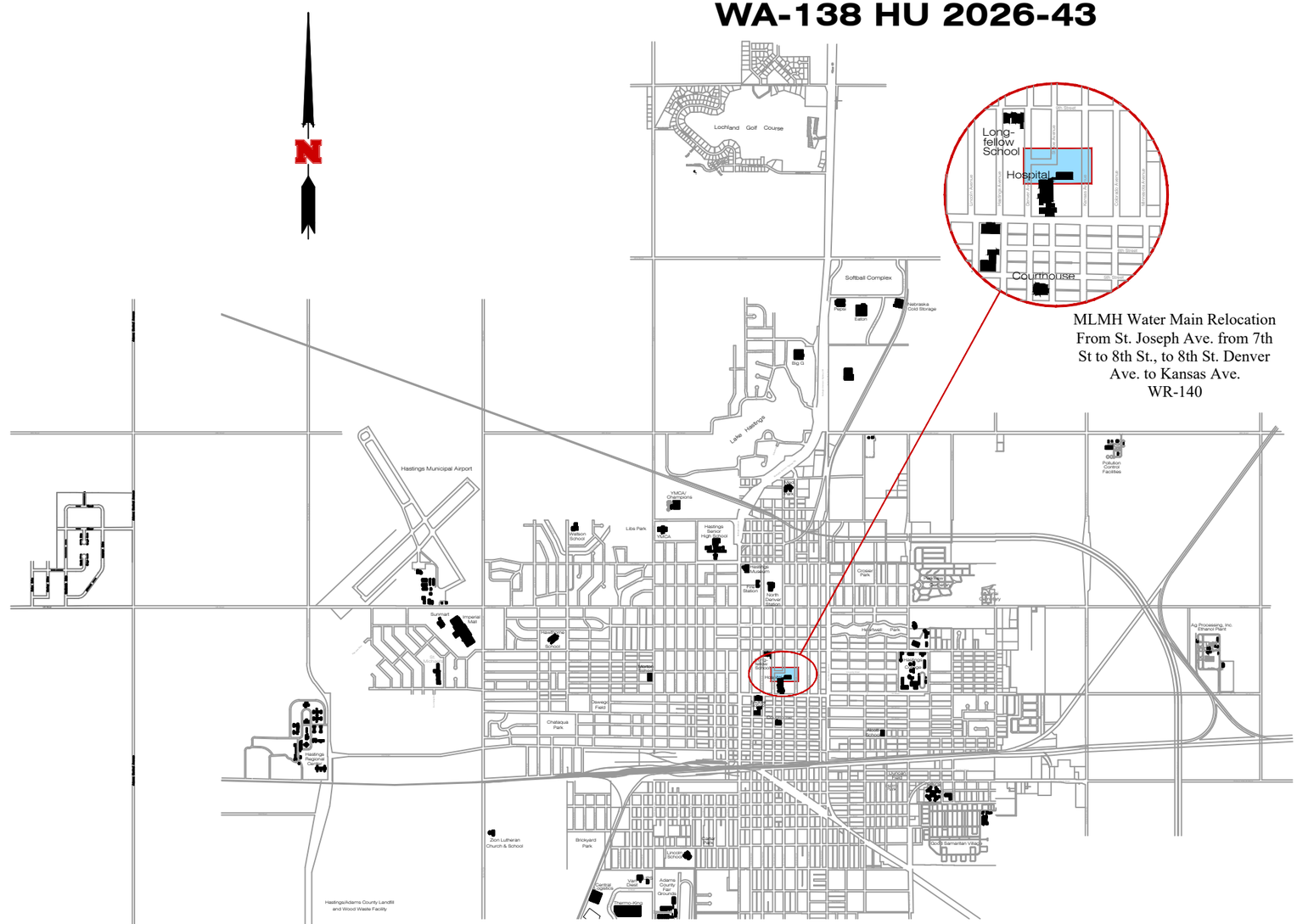

Know what's below. Call before you dig.

No.	Revision	By	Date	Ckd	App
2	Rev. 1	S.S.	5/28/26	K.M.	5/28/26
1	For Bid	S.S.	4/29/26	K.M.	4/29/26

Lee Vrooman 5/1/26
City Engineer

PROFESSIONAL CIVIL ENGINEER
KEITH A. MILLER
E-17504
STATE OF NEBRASKA

MLMH Water Main Relocation from St Joseph Ave. from 7th St. to 8th St. to 8th St. Denver Ave. to Kansas Ave.

Dsn	K. Miller
Drwn	S. Struss
Date	4/29/2026
Supt.	B. Lubken
W.O. No.	WA-138
Ckd	
Ckd	
Sheet No.	Cover
No.	WR-140

Hastings Utilities

2026

MLMH Water Main Relocation from St. Joseph Ave. from 7th St. to 8th St., to 8th St. Denver Ave to Kansas Ave..

WA-138 HU 2026-43

General Notes

1. The Contractor will be Responsible for Notifying the City Street Department Office at (402)461-2341 and the Communications Center at (402)461-2364 for all Temporary Street Closings Prior to Construction.
2. The Contractor will be Responsible for Calling "Diggers Hotline" for Locations of all Underground Facilities.
3. The Contractor will be Responsible for Replacement of Gravel on Driveways or Streets in this Area.
4. The Contractor Shall be Responsible for Repair of Construction Site to Fine Grading for Seeding. Damaged Areas Shall be Leveled Out to Match Existing Grade Conditions and Raked to Provide Suitable Bedding for Seeding. All Unsuitable Material Shall be Removed Such as Rock, Concrete, Etc. and is Subsidiary to the Bid. Owner to Seed Seed.
5. The Contractor Shall be Responsible for the Erosion Control on the Project and is Subsidiary to the Bid. Removal of all Erosion Control Structures will be Removed by Hastings Utilities After Seeding is Established.
6. The Contractor is Responsible for the Traffic Control and Closure of any Lanes of Traffic and is Subsidiary to the Bid. All Barricades and Barricading Shall Comply with the Latest Edition of Part VI of the Manual on "Uniform Traffic Control Devices".
7. Any Potholing or Excavating of Existing Utilities Needed to Complete this Project is Subsidiary to the Bid.
8. Some Properties in the Project Area May Have Underground Sprinklers on them. Any Damages and Repairs will be the Responsibility of the Contractor.

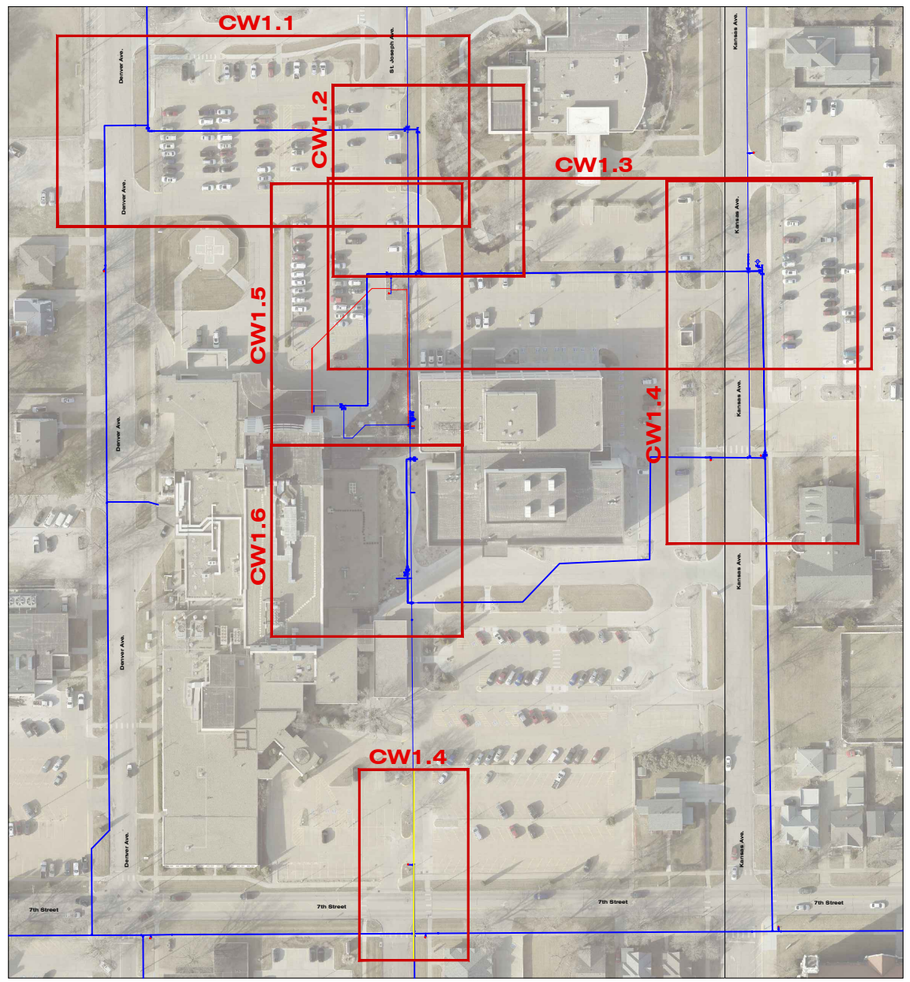

WATER MAIN QUANTITIES BID SECTION A					
12" HDD DIP Water Main	42.00	Lin. Ft.	4" MJ Plug (1)	10.00	Pounds
10" HDD DIP Water Main	1005	Lin. Ft.	10" MJ Cap (3)	96.00	Pounds
12" DIP Water Main	15.00	Lin. Ft.	4" MJ Cap (1)	9.00	Pounds
10" DIP Water Main	20.00	Lin. Ft.	8" Solid Sleeve (1)	45.00	Pounds
8" DIP Water Main	5.00	Lin. Ft.	12" Foster Adaptor	2.00	Each
4" DIP Water Main	5.00	Lin. Ft.	10" Foster Adaptor	13.00	Each
			4" Foster Adaptor	1.00	Each
12" Gate Valve and Box	1.00	Each	12" MEGA Lug	6.00	Each
10" Gate Valve and Box	9.00	Each	10" MEGA Lug	13.00	Each
4" Gate Valve and Box	1.00	Each	4" MEGA Lug	5.00	Each
			Remove 10" MJ Plug	2.00	Each
Fire Hydrant (5'-6" Bury)	2.00	Each	Remove 4" Gate Valve and Box	1.00	Each
FH 6" Gate Valve and Box	2.00	Each	Remove 4" Foster Adaptor	1.00	Each
FH 12"x 6" MJ Tee (1)	110.00	Pounds	Remove Fire Hydrant Assembly	1.00	Each
FH 10"x 6" MJ Tee (1)	90.00	Pounds	Tree Removal	1.00	Each
FH 6", 36" SW x SW Adapter (3)	261.00	Pounds			
FH 6" Foster Adaptor	1.00	Each	Remove and Replace Conc./Asphalt Street	13.00	Sq. Yds.
12"x 12" MJ Cross (1)	179.00	Pounds	Remove and Replace Concrete Drive	119.00	Sq. Yds.
10"x 10" MJ Tee (5)	600.00	Pounds	Remove and Replace Concrete Sidewalk	465.00	Sq. Ft.
10"x 4" MJ Tee (1)	78.00	Pounds	Remove and Replace Concrete Curb	125.00	Lin. Ft.
12" 90° MJ Bend (1)	106.00	Pounds	Sawcut	280.00	Lin. Ft.
10" 90° MJ Bend (1)	89.00	Pounds			
10" 45° MJ Bend (2)	140.00	Pounds	3 lb. Anode	4.00	Each
4" 45° MJ Bend (2)	44.00	Pounds	Blue Water Marking Tape	1241.00	Lin. Ft.
12" 11.25° MJ Bend (1)	67.00	Pounds	Tracer Wire	1241.00	Lin. Ft.
12"x 10 MJ Reducer (1)	61.00	Pounds	Tracer Wire Riser	4.00	Each
10" MJ Plug (5)	180.00	Pounds	Thrust Block	14.00	Each

WATER MAIN QUANTITIES BID SECTION B					
8" HDD DIP Water Main	139.00	Lin. Ft.	Remove 8" DIP Water Main	8.00	Lin. Ft.
8" DIP Water Main	39.00	Lin. Ft.	Remove 8" 22.5° MJ Bend	1.00	Each
6" DIP Water Main	5.00	Lin. Ft.	Remove 8" 45° MJ Bend	4.00	Each
4" DIP Water Main	4.00	Lin. Ft.	Remove 8"x 8" MJ Tee w/8" MJ Plug	1.00	Each
			Remove Valve Box	2.00	Each
8" Gate Valve and Box	2.00	Each			
6" PIV Gate Valve	1.00	Each	Remove and Replace Concrete Drive	74.00	Sq. Yds.
4" Gate Valve and Box	1.00	Each	Remove and Replace Concrete Sidewalk	756.00	Sq. Ft.
			Remove and Replace Concrete Curb	44.00	Lin. Ft.
8"x 8" Tapping Sleeve By HU	1.00	Each	Sawcut	162.00	Lin. Ft.
8" Tapping Valve and Box By HU	1.00	Each			
			3 lb. Anode	2.00	Each
8"x 8" MJ Tee (4)	344.00	Pounds	Blue Water Marking Tape	186.00	Lin. Ft.
8"x 4" MJ Tee (1)	60.00	Pounds	Tracer Wire	186.00	Lin. Ft.
8" 90° MJ Bend (1)	57.00	Pounds	Tracer Wire Riser	2.00	Each
8" 45° MJ Bend (2)	92.00	Pounds	Thrust Block	13.00	Each
12" x 8" MJ Reducer (1)	57.00	Pounds			
8" x 6" MJ Reducer (1)	36.00	Pounds			
8" MJ Plug (6)	156.00	Pounds			
10" MJ Cap (2)	64.00	Pounds			
12" Foster Adaptor	1.00	Each			
8" Foster Adaptor	4.00	Each			
6" Foster Adaptor	1.00	Each			
4" Foster Adaptor	1.00	Each			
8" MEGA Lug	10.00	Each			

811 Know what's below. Call before you dig.

No.	Revision	By	Date	Ckd	App
2	Rev. 1	S.S.	5/28/26	K.M.	5/28/26
1	For Bid	S.S.	4/29/26	K.M.	4/29/26

Lee Vrooman 5/1/26
City Engineer

PROFESSIONAL CIVIL ENGINEER
KEITH A. MILLER
E-12504
STATE OF NEBRASKA
Keith A. Miller

MLMH Water Main Relocation from St Joseph Ave. from 7th St. to 8th St. to 8th St. Denver Ave. to Kansas Ave.

HASTINGS UTILITIES

Dsn	K. Miller
Drwn	S. Struss
Date	4/29/2026
Supt.	B. Lubken
W.O. No.	WA-138
Ckd	
Ckd	
Sheet No.	Quantities
No.	WR-140

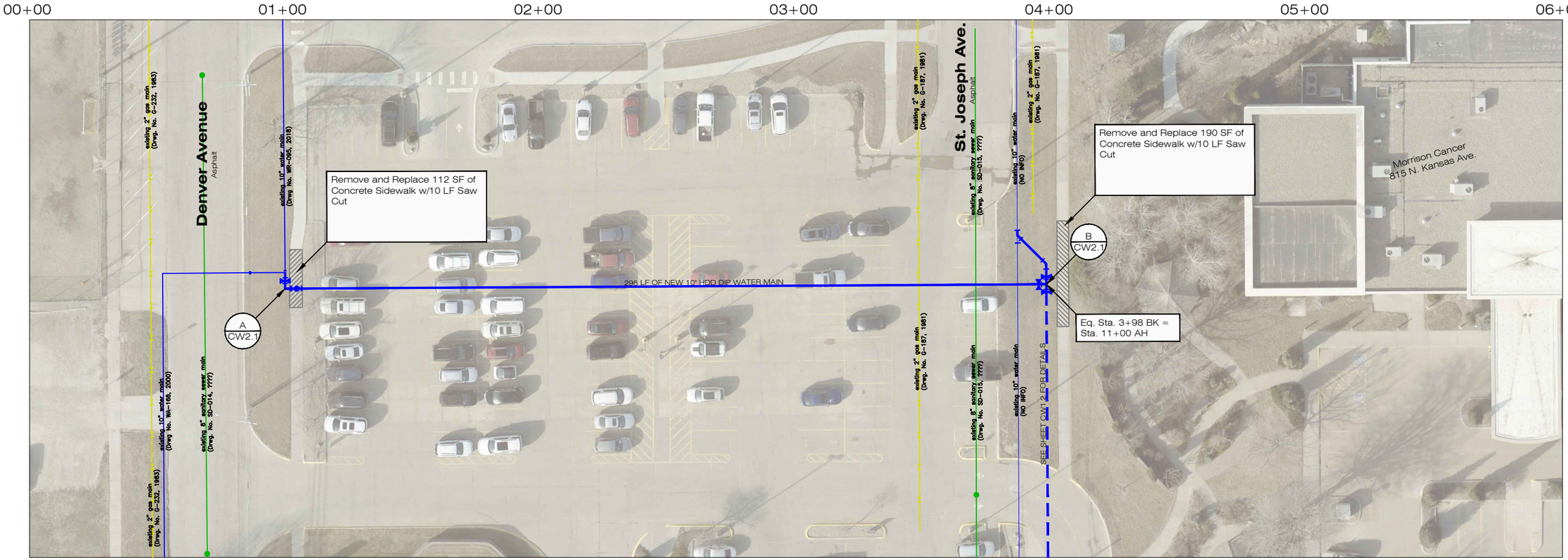

NOTE:
Private Underground Utilities On MLMH Campus need to be Located and Verified for Depths Prior to Start of Construction.
Depth of New Main will be Determined by this Information.

NORTH
Scale: 1" = 20'
(Reduced Scale: 1" = 30')

20' 0' 20' 40' 60'

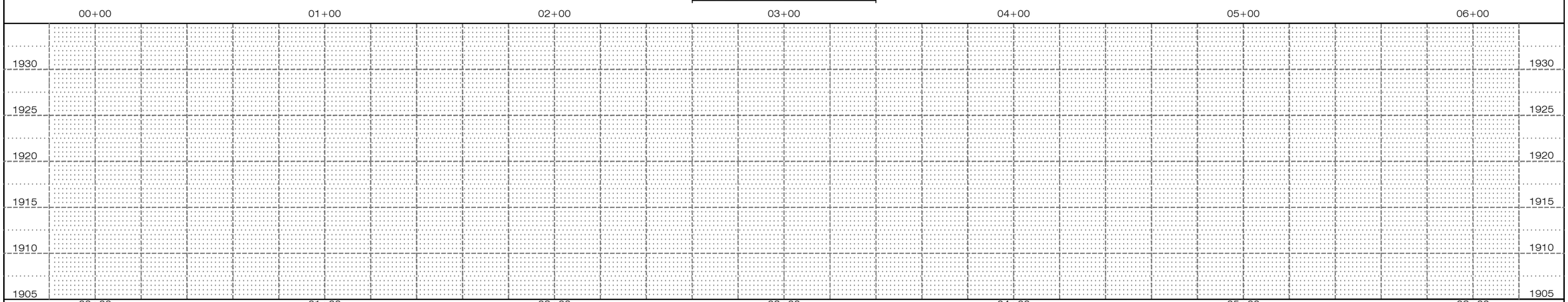

Know what's **below.** **Call** before you dig.

No.	Revision	By	Date	Ckd	App
2	Rev. 1	S.S.	5/28/26	K.M.	5/28/26
1	For Bid	S.S.	4/29/26	K.M.	4/29/26

Quantities are on Bid Section A

WATER MAIN QUANTITIES (DETAILS A & B)

10" HDD DIP Water Main	298.00	Lin. Ft.	Remove 10" MJ Plug	1.00	Each
10" DIP Water Main	20.00	Lin. Ft.			
			Remove and Replace Concrete Sidewalk	302.00	Sq. Ft.
10" Gate Valve and Box	4.00	Each	Sawcut	20.00	Lin. Ft.
10"x 10" MJ Tee (2)	240.00	Pounds			
10" 90° MJ Bend (1)	89.00	Pounds			
10" 45° MJ Bend (2)	140.00	Pounds			
10" MJ Plug (1)	36.00	Pounds	3 lb. Anode	1.00	Each
10" MJ Gap (1)	32.00	Pounds	Blue Water Marking Tape	350.00	Lin. Ft.
			Tracer Wire	350.00	Lin. Ft.
10" Foster Adaptor	6.00	Each	Tracer Wire Riser	1.00	Each
10" MEGA Lug	6.00	Each	Thrust Block	5.00	Each

PROFESSIONAL CIVIL ENGINEER
KEITH A. MILLER
E-15504
STATE OF NEBRASKA

MLMH Water Main Relocation from St Joseph Ave. from 7th St. to 8th St. to 8th St. Denver Ave. to Kansas Ave.

HASTINGS UTILITIES

Dsn	K. Miller
Drwn	S. Struss
Date	4/29/2026
Supt.	B. Lubken
W.O. No.	WA-138
Ckd	
Ckd	
Sheet No.	CW1.1
No.	WR-140

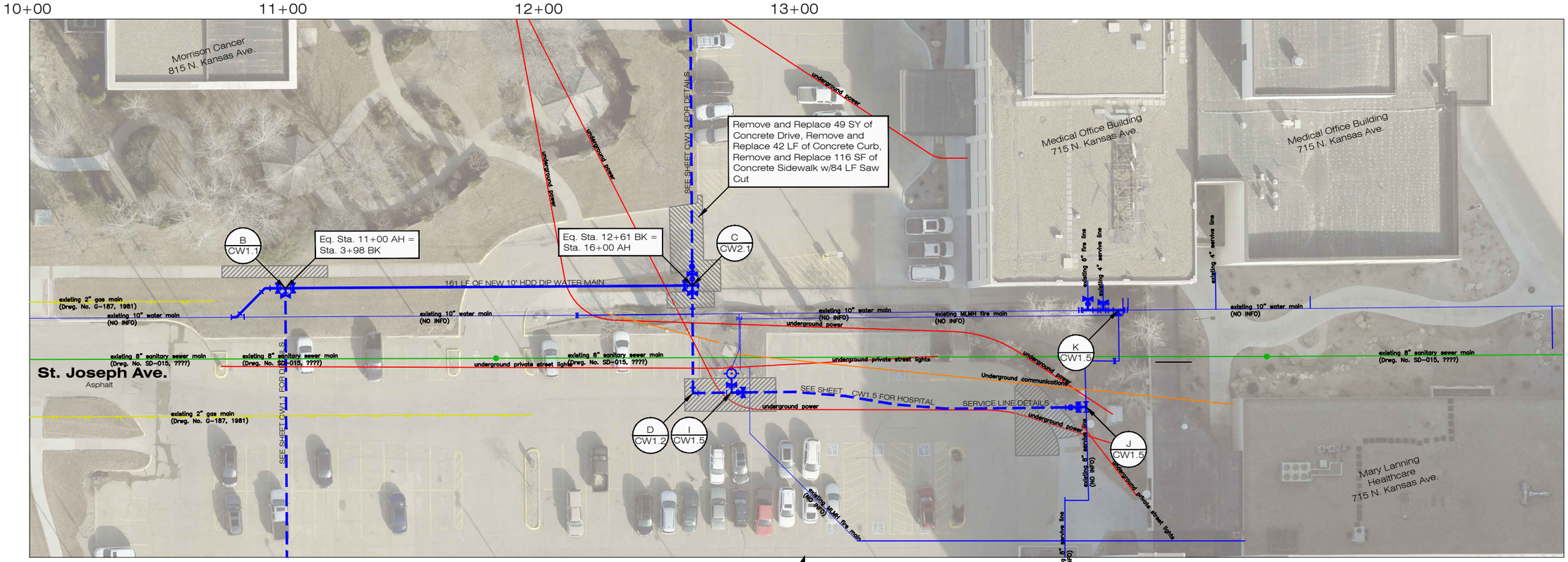

NOTE:
Private Underground Utilities On MLMH Campus need to be Located and Verified for Depths Prior to Start of Construction.
Depth of New Main will be Determined by this Information.

NORTH
Scale: 1" = 20'
(Reduced Scale: 1" = 30')

20' 0' 20' 40' 60'

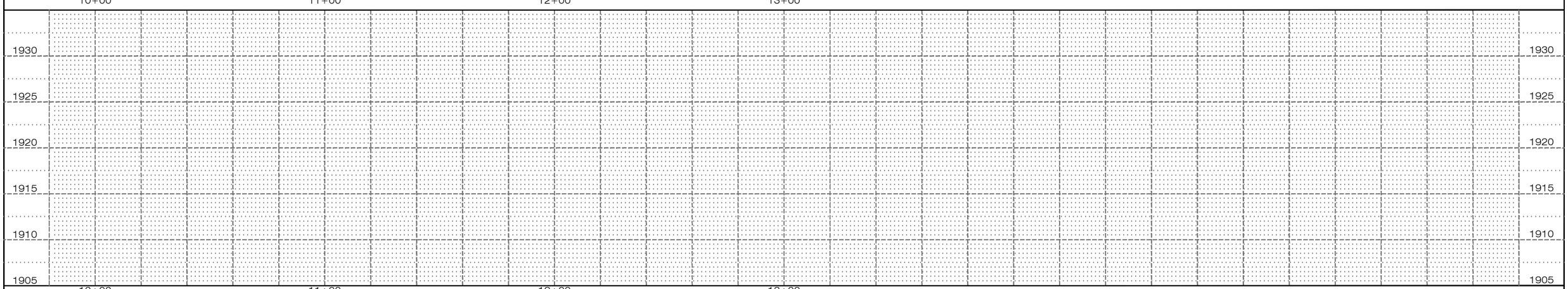

Know what's below. Call before you dig.

No.	Revision	By	Date	Ckd	App
2	Rev. 1	S.S.	5/28/26	K.M.	5/28/26
1	For Bid	S.S.	4/29/26	K.M.	4/29/26

Quantities are on Bid Section A

WATER MAIN QUANTITIES (DETAIL C)

10" HDD DIP Water Main	161.00	Lin. Ft.	12" Foster Adaptor	2.00	Each	3 lb. Anode	1.00	Each
			10" Foster Adaptor	2.00	Each	Blue Water Marking Tape	177.00	Lin. Ft.
12" Gate Valve and Box	1.00	Each	12" MEGA Lug	3.00	Each	Tracer Wire	177.00	Lin. Ft.
10" Gate Valve and Box	2.00	Each	10" MEGA Lug	3.00	Each	Tracer Wire Riser	1.00	Each
						Thrust Block	1.00	Each
12"x 10" MJ Cross (1)	179.00	Pounds						
10"x 10" MJ Tee (1)	120.00	Pounds						
12" 11.25° MJ Bend (1)	67.00	Pounds	Remove and Replace Concrete Drive	49.00	Sq. Yds.			
12" x 10" MJ Reducer (1)	61.00	Pounds	Remove and Replace Concrete Sidewalk	116.00	Sq. Ft.			
10" MJ Plug (2)	72.00	Pounds	Remove and Replace Concrete Curb	42.00	Lin. Ft.			
			Sawcut	84.00	Lin. Ft.			

PROFESSIONAL CIVIL ENGINEER
KEITH A. MILLER
E-17504
STATE OF NEBRASKA

MLMH Water Main Relocation from St Joseph Ave. from 7th St. to 8th St. to 8th St. Denver Ave. to Kansas Ave.

HASTINGS UTILITIES

Dsn	K. Miller
Drwn	S. Struss
Date	4/29/2026
Supt.	B. Lubken
W.O. No.	WA-138
Ckd	
Ckd	
Sheet No.	CW1.2
No.	WR-140

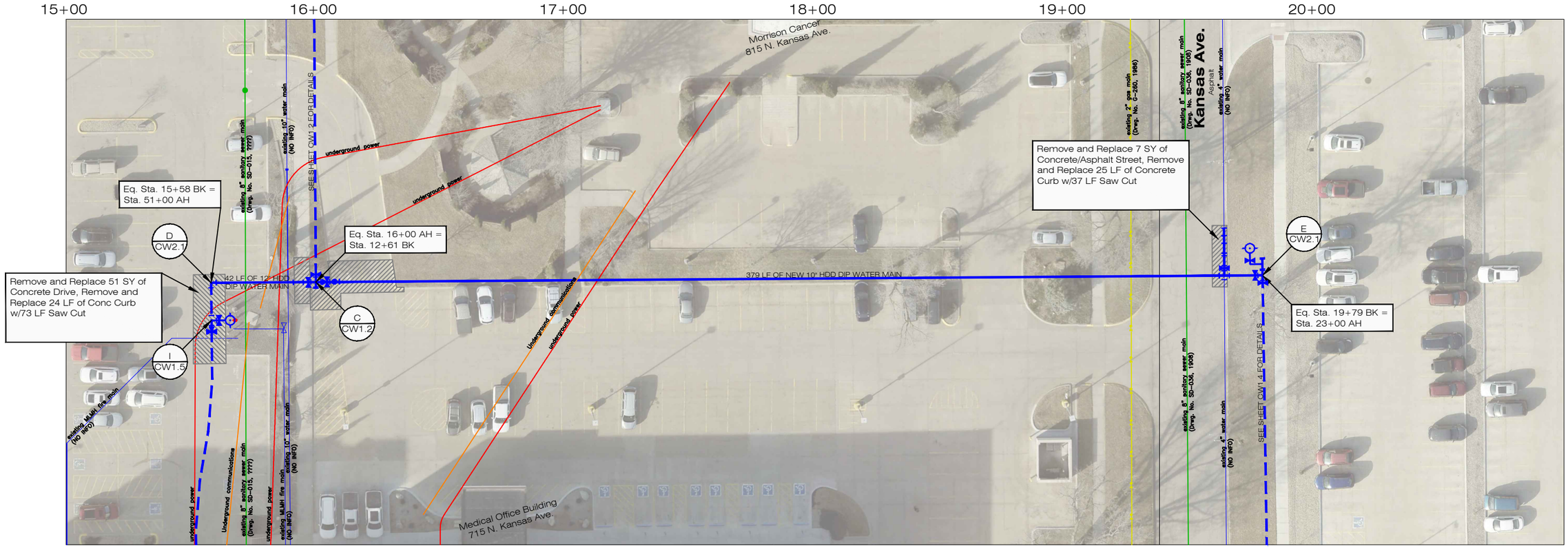

NOTE:
Private Underground Utilities On MLMH Campus need to be Located and Verified for Depths Prior to Start of Construction.
Depth of New Main will be Determined by this Information.

NORTH
Scale: 1" = 20'
(Reduced Scale: 1" = 30')

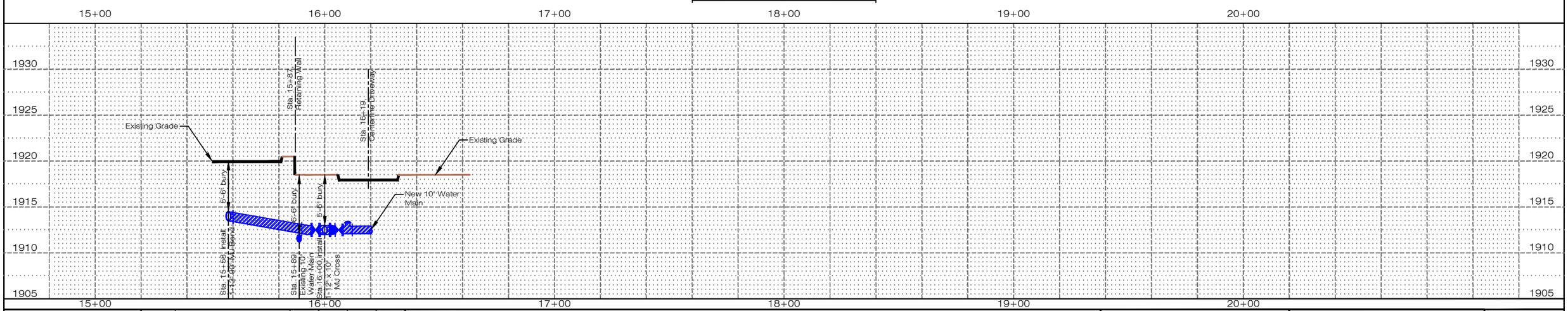

Know what's **below.** **Call** before you dig.

No.	Revision	By	Date	Ckd	App
2	Rev. 1	S.S.	5/28/26	K.M.	5/28/26
1	For Bid	S.S.	4/29/26	K.M.	4/29/26

Quantities are on Bid Section A

WATER MAIN QUANTITIES (DETAILS D & E)

12" HDD DIP Water Main	42.00	Lin. Ft.	10"x 10" MJ Tee (1)	120.00	Pounds	Remove and Replace Conc./Asphalt Street	7.00	Sq. Yds.
10" HDD DIP Water Main	337.00	Lin. Ft.	10"x 4" MJ Tee (1)	78.00	Pounds	Remove and Replace Concrete Drive	51.00	Sq. Yds.
4" DIP Water Main	5.00	Lin. Ft.	12" 90° MJ Bend (1)	106.00	Pounds	Remove and Replace Concrete Curb	49.00	Lin. Ft.
			4" 45° MJ Bend (2)	44.00	Pounds	Sawcut	110.00	Lin. Ft.
10" Gate Valve and Box	2.00	Each	10" MJ Plug (1)	36.00	Pounds			
4" Gate Valve and Box	1.00	Each	4" MJ Cap (1)	9.00	Pounds			
Fire Hydrant (5'-6" Bury)	1.00	Each	10" Foster Adaptor	3.00	Each	3 lb. Anode	1.00	Each
FH 6" Gate Valve and Box	1.00	Each	4" Foster Adaptor	1.00	Each	Blue Water Marking Tape	463.00	Lin. Ft.
FH 10"x 6" MJ Tee (1)	90.00	Pounds	12" MEGA Lug	2.00	Each	Tracer Wire	463.00	Lin. Ft.
FH 6", 36° SW x SW Adapter (1)	87.00	Pounds	10" MEGA Lug	4.00	Each	Tracer Wire Riser	1.00	Each
FH 6" Foster Adaptor	1.00	Each	4" MEGA Lug	5.00	Each	Thrust Block	6.00	Each

PROFESSIONAL CIVIL ENGINEER
KEITH A. MILLER
CE-15504
STATE OF NEBRASKA

MLMH Water Main Relocation from St Joseph Ave. from 7th St. to 8th St. to 8th St. Denver Ave. to Kansas Ave.

HASTINGS UTILITIES

Dsn	K. Miller
Drwn	S. Struss
Date	4/29/2026
Supt.	B. Lubken
W.O. No.	WA-138
Ckd	
Ckd	
Sheet No.	CW1.3
No.	WR-140

22+00 23+00 24+00 25+00 26+00

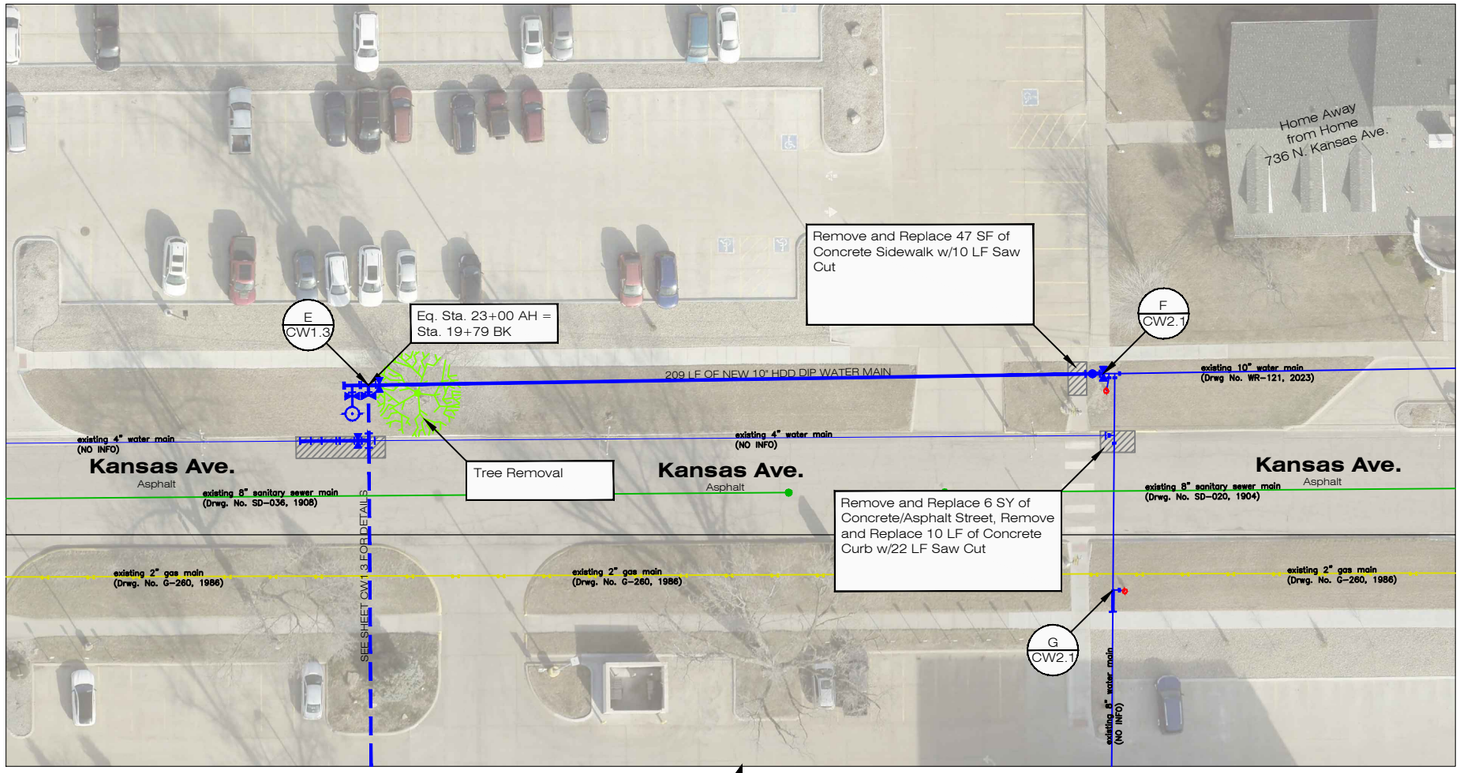

NOTE:
Private Underground Utilities On MLMH Campus need to be Located and Verified for Depths Prior to Start of Construction.
Depth of New Main will be Determined by this Information.

NORTH
Scale: 1" = 20'
(Reduced Scale: 1" = 30')

20' 0' 20' 40' 60'

30+00

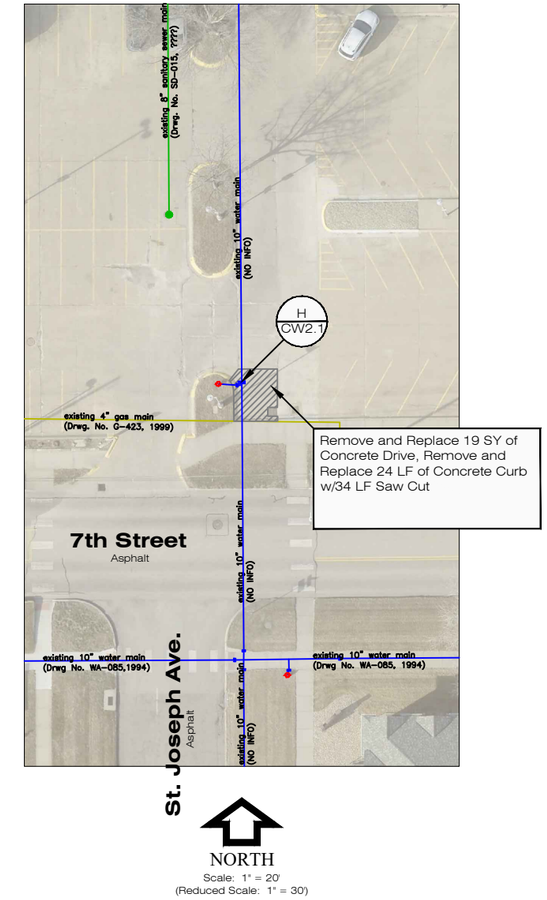

NORTH
Scale: 1" = 20'
(Reduced Scale: 1" = 30')

20' 0' 20' 40' 60'

22+00 23+00 24+00 25+00 26+00 30+00

1930 1925 1920 1915 1910 1905

Know what's below. Call before you dig.

No.	Revision	By	Date	Ckd	App
2	Rev. 1	S.S.	5/28/26	K.M.	5/28/26
1	For Bid	S.S.	4/29/26	K.M.	4/29/26

Quantities are on Bid Section A

WATER MAIN QUANTITIES (DETAILS F, G, & H)

10" HDD DIP Water Main	209.00	Lin. Ft.	Remove 10" MJ Plug	1.00	Each	3 lb. Anode	1.00	Each
8" DIP Water Main	5.00	Lin. Ft.	Remove 4" Gate Valve and Box	1.00	Each	Blue Water Marking Tape	235.00	Lin. Ft.
			Remove 4" Foster Adaptor	1.00	Each	Tracer Wire	235.00	Lin. Ft.
10" Gate Valve and Box	1.00	Each	Remove Fire Hydrant Assembly	1.00	Each	Thrust Block	2.00	Each
			Tree Removal	1.00	Each			
10"x 10" MJ Tee (1)	120.00	Pounds						
10" MJ Plug (1)	36.00	Pounds	Remove and Replace Conc./Asphalt Street	6.00	Sq. Yds.			
4" MJ Plug (1)	10.00	Pounds	Remove and Replace Concrete Drive	19.00	Sq. Yds.			
10" MJ Cap (2)	64.00	Pounds	Remove and Replace Concrete Sidewalk	47.00	Sq. Ft.			
8" Solid Sleeve (1)	45.00	Pounds	Remove and Replace Concrete Curb	34.00	Lin. Ft.			
			Sawcut	66.00	Lin. Ft.			
10" Foster Adaptor	2.00	Each						

PROFESSIONAL CIVIL ENGINEER
KEITH A. MILLER
E-17504
STATE OF NEBRASKA

MLMH Water Main Relocation from St Joseph Ave. from 7th St. to 8th St. to 8th St. Denver Ave. to Kansas Ave.

HASTINGS UTILITIES

Dsn	K. Miller
Drwn	S. Struss
Date	4/29/2026
Supt.	B. Lubken
W.O. No.	WA-138
Ckd	
Ckd	
Sheet No.	CW1.4
No.	WR-140

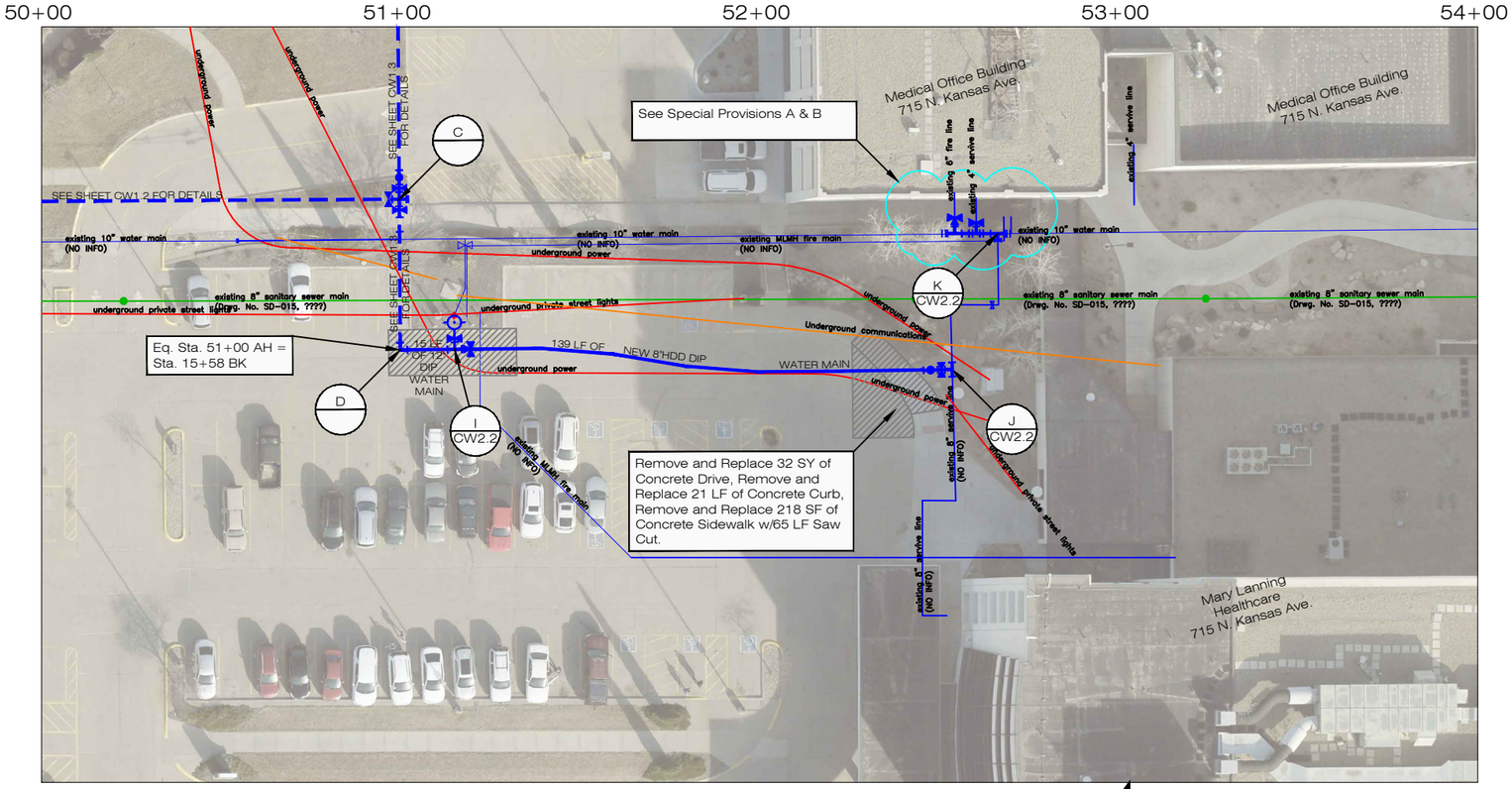

NOTE:
Private Underground Utilities On MLMH Campus need to be Located and Verified for Depths Prior to Start of Construction.
Depth of New Main will be Determined by this Information.

NORTH
Scale: 1" = 20'
(Reduced Scale: 1" = 30')
20' 0' 20' 40' 60'

MLMH SERVICE LINE WORK
BID SECTION B

MLMH SERVICE LINE WORK
BID SECTION B

Special Provisions

Ⓐ Coordinate tie-in to 715 N. Kansas Ave. with Owner. Additional Improvements are Planned for Service Replacement Extended into the Building.

Ⓑ FIRE SUPPRESSION WATER SERVICE INDICATOR POST AND UNDERGROUND VALVE:

1. Indicator Posts: Fire Sprinkler Contractor to Coordinate Installation of Indicator Post. Install New Fire Indicator Post and Extend Tamper Switch Wiring and Conduit to Fire Alarm Panel VIA Above and Below Ground Conduit. Install Indicator Post on Buried Fire Main Valve Furnished and Installed by City of Hastings Installation Contractor.
2. Underground Valves NPS4 and Larger, for Indicator Posts: UL/FM Global Cast-Iron, Nonrising-Stem Gate Valves with Indicator Post.

Sta. 51+15, Install
- 1 - FH 12"x 6" MJ Tee
- 1 - 12"x 8" MJ Reducer
- 1 - 8" Gate Valve and Box
- 1 - FH 6" Gate Valve and Box
- 1 - Fire Hydrant (5'-6" bury)
- 2 - FH 6", 36" SW x SW Adapter
- 1 - 12" Foster Adaptor
- 1 - 8" Foster Adaptor
- 1 - 12" MEGA Lug
- 1 - 8" MEGA Lug
- 1 - Tracer Wire Riser

12" x 8" Reducer, 8" Gate Valve, 12" Foster Adaptor, 8" Foster Adaptor and 8" MEGA Lug are Part of MLMH Service Line, Bid Section B

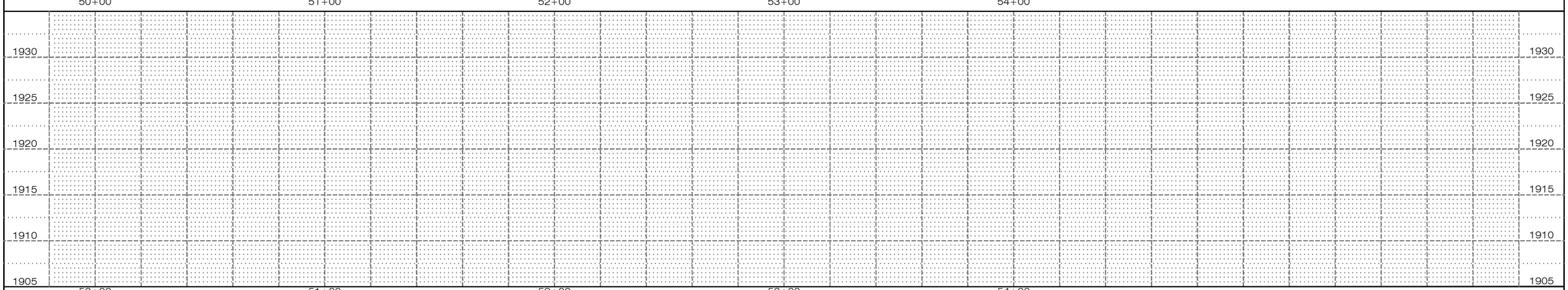

Know what's below. Call before you dig.

No.	Revision	By	Date	Ckd	App
2	Rev. 1	S.S.	5/28/26	K.M.	5/28/26
1	For Bid	S.S.	4/29/26	K.M.	4/29/26

WATER MAIN QUANTITIES (DETAILS I, J, & K)

Quantities are on Bid Section B Except Noted Items

8" HDD DIP Water Main	139.00	Lin. Ft.	FH 12"x 6" MJ Tee (1) BID SECTION A	110.00	Pounds	12" MEGA Lug BID SECTION A	1.00	Each
12" DIP Water Main BID SECTION A	15.00	Lin. Ft.	FH 6", 36" SW x SW Adapter (2) BID SECTION A	174.00	Pounds	8" MEGA Lug	4.00	Each
8" DIP Water Main	10.00	Lin. Ft.	8"x 8" MJ Tee (3)	258.00	Pounds	Remove and Replace Concrete Drive	32.00	Sq. Yds.
6" DIP Water Main	5.00	Lin. Ft.	8"x 4" MJ Tee (1)	60.00	Pounds	Remove and Replace Concrete Sidewalk	218.00	Sq. Ft.
4" DIP Water Main	4.00	Lin. Ft.	12" x 8" MJ Reducer (1)	57.00	Pounds	Remove and Replace Concrete Curb	21.00	Lin. Ft.
8" Gate Valve and Box	1.00	Each	8" x 6" MJ Reducer (1)	36.00	Pounds	Sawcut	65.00	Lin. Ft.
6" PIV Gate Valve	1.00	Each	8" MJ Plug (3)	78.00	Pounds			
4" Gate Valve and Box	1.00	Each	10" MJ Cap (2)	64.00	Pounds	3 lb. Anode	1.00	Each
8"x 8" Tapping Sleeve By HU	1.00	Each	12" Foster Adaptor	1.00	Each	Blue Water Marking Tape	169.00	Lin. Ft.
8" Tapping Valve and Box By HU	1.00	Each	8" Foster Adaptor	2.00	Each	Tracer Wire	169.00	Lin. Ft.
Fire Hydrant (5'-6" Bury) BID SECTION A	1.00	Each	6" Foster Adaptor	1.00	Each	Tracer Wire Riser	2.00	Each
FH 6" Gate Valve and Box BID SECTION A	1.00	Each	4" Foster Adaptor	1.00	Each	Thrust Block	8.00	Each

PROFESSIONAL CIVIL ENGINEER
KEITH A. MILLER
E-17504
STATE OF NEBRASKA

MLMH Water Main Relocation from St Joseph Ave. from 7th St. to 8th St. to 8th St. Denver Ave. to Kansas Ave.

HASTINGS UTILITIES

Dsn	K. Miller
Drwn	S. Struss
Date	4/29/2026
Supt.	B. Lubken
W.O. No.	WA-138
Ckd	
Ckd	
Sheet No.	CW1.5
No.	WR-140

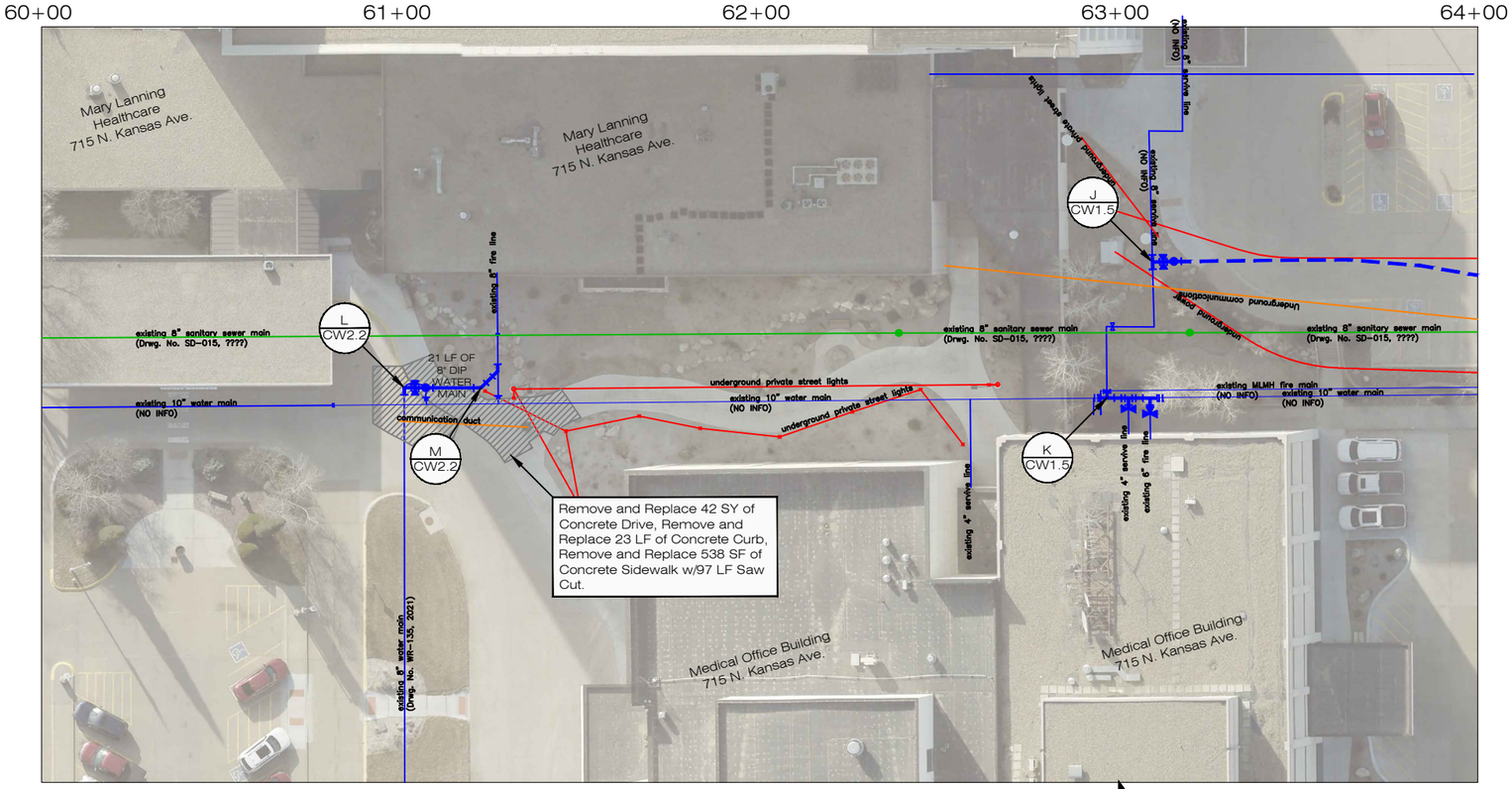

NOTE:
Private Underground Utilities On MLMH Campus need to be Located and Verified for Depths Prior to Start of Construction.
Depth of New Main will be Determined by this Information.

NORTH
Scale: 1" = 20'
(Reduced Scale: 1" = 30')

20' 0' 20' 40' 60'

MLMH SERVICE LINE WORK
BID SECTION B

MLMH SERVICE LINE WORK
BID SECTION B

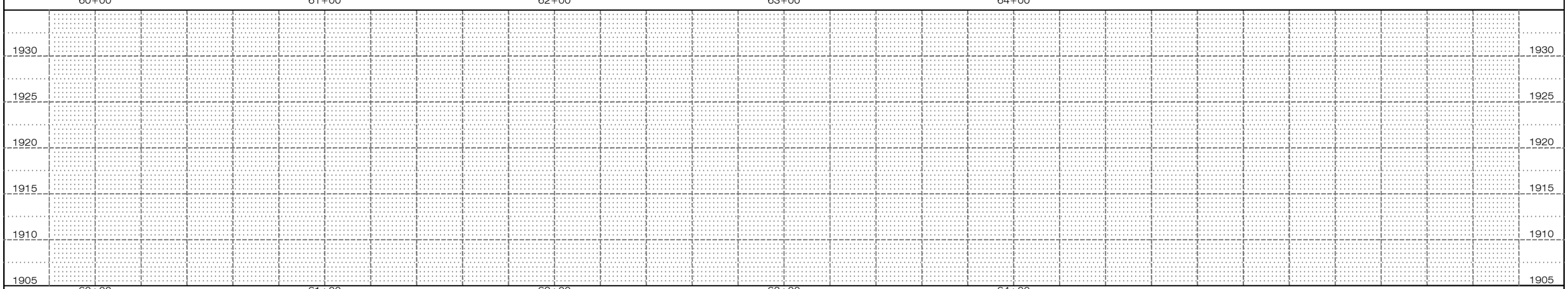

Know what's below. Call before you dig.

No.	Revision	By	Date	Ckd	App
2	Rev. 1	S.S.	5/28/26	K.M.	5/28/26
1	For Bid	S.S.	4/29/26	K.M.	4/29/26

Quantities are on Bid Section B

WATER MAIN QUANTITIES (DETAILS L & M)

8" DIP Water Main	29.00	Lin. Ft.	Remove 8" DIP Water Main	8.00	Lin. Ft.	Remove and Replace Concrete Drive	42.00	Sq. Yds.
			Remove 8" 22.5° MJ Bend	1.00	Each	Remove and Replace Concrete Sidewalk	538.00	Sq. Ft.
8" Gate Valve and Box	1.00	Each	Remove 8" 45° MJ Bend	4.00	Each	Remove and Replace Concrete Curb	23.00	Lin. Ft.
			Remove 8"x 8" MJ Tee w/8" MJ Plug	1.00	Each	Sawcut	97.00	Lin. Ft.
8"x 8" MJ Tee (1)	86.00	Pounds	Remove Valve Box	2.00	Each			
8" 90° MJ Bend (1)	57.00	Pounds						
8" 45° MJ Bend (2)	92.00	Pounds						
8" MJ Plug (3)	78.00	Pounds				3 lb. Anode	1.00	Each
						Blue Water Marking Tape	33.00	Lin. Ft.
8" Foster Adaptor	2.00	Each				Tracer Wire	33.00	Lin. Ft.
8" MEGA Lug	6.00	Each				Tracer Wire Riser	1.00	Each
						Thrust Block	5.00	Each

PROFESSIONAL CIVIL ENGINEER
KEITH A. MILLER
E-17504
STATE OF NEBRASKA

MLMH Water Main Relocation from St Joseph Ave. from 7th St. to 8th St. to 8th St. Denver Ave. to Kansas Ave.

HASTINGS UTILITIES

Dsn	K. Miller
Drwn	S. Struss
Date	4/29/2026
Supt.	B. Lubken
W.O. No.	WA-138
Ckd	
Ckd	
Sheet No.	CW1.6
No.	WR-140

Sta. 01+00, Remove
1 - 10" MJ Plug
Sta. 01+00, Install
1 - 10"x 10" MJ Tee
1 - 10" Gate Valve and Box
1 - 10" 90° MJ Bend
1 - 10" MJ Plug
3 - 10" Foster Adaptor
1 - 10" Mega Lug
1 - Tracer Wire Riser
1 - Thrust Block

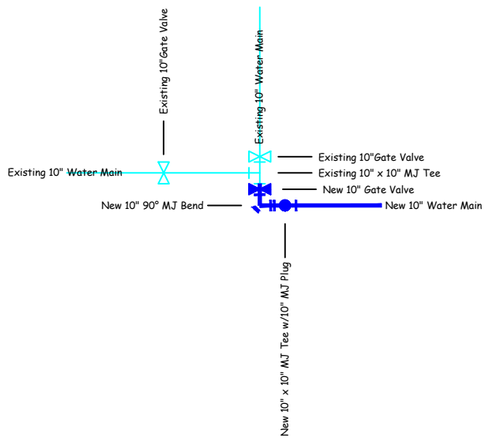

A
CW1.1

Sta. 3+98, Install
1 - 10"x 10" MJ Tee
3 - 10" Gate Valve and Box
2 - 10" 45° MJ Bend
1 - 10" MJ Cap
3 - 10" Foster Adaptor
5 - 10" MEGA Lug
20 LF - 10" DIP Water Main
4 - Thrust Block
Eq. Sta. 3+98 BK=
Eq. Sta. 11+00 AH

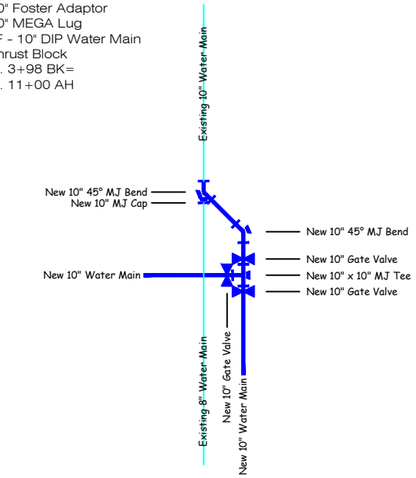

B
CW1.1

Sta. 16+00, Install
1 - 12"x 10" MJ Cross
1 - 10"x 10" MJ Tee
1 - 12" Gate Valve and Box
2 - 10" Gate Valve and Box
1 - 12" 11.25° MJ Bend
1 - 12" x 10" MJ Reducer
2 - 10" MJ Plug
2 - 12" Foster Adaptor
2 - 10" Foster Adaptor
3 - 12" MEGA Lug
3 - 10" MEGA Lug
1 - Tracer Wire Riser
1 - Thrust Block
Eq. Sta. 12+61 BK=
Eq. Sta. 16+00 AH

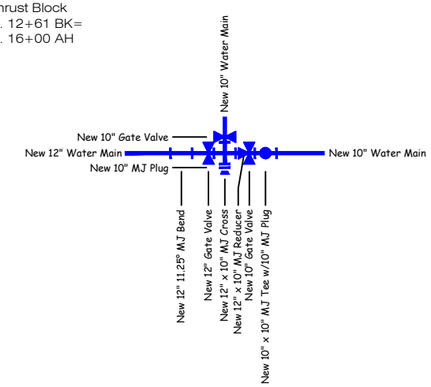

C
CW1.2

Sta. 15+58, Install
1 - 12" 90° MJ Bend
2 - 12" MEGA Lug
1 - Thrust Block
Eq. Sta. 15+58 BK=
Eq. Sta. 51+00 AH

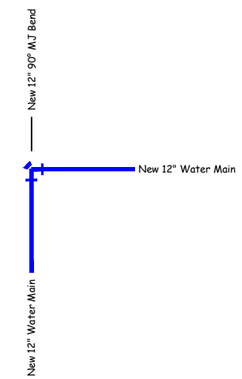

D
CW1.3

Sta. 19+79, Install
2 - 10" Gate Valve and Box
1 - FH 6" Gate Valve and Box
1 - 4" Gate Valve and Box
1 - Fire Hydrant
1 - 10"x 10" MJ Tee
1 - FH 10" x 6" MJ Tee
1 - 10"x 4" MJ Tee
2 - 4" 45° MJ Bend
1 - FH 6", 36" SW x SW adapter
1 -10" MJ Plug
1 - 4" MJ Cap
5 LF - 4" DIP Water Main
3 - 10" Foster Adaptor
1 - FH 6" Foster Adaptor
1 - 4" Foster Adptor
4 - 10" MEGA Lug
5 - 4" MEGA Lug
1 - Tracer Wire Riser
5 - Thrust Block
Eq. Sta. 19+79 BK=
Eq. Sta. 23+00 AH

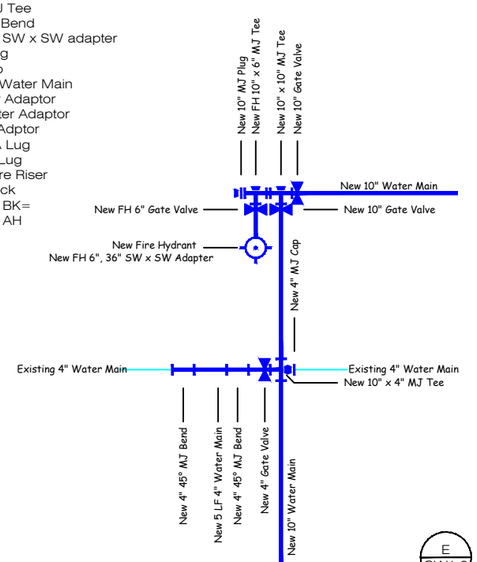

E
CW1.3

Sta. 25+09, Remove
1 - 10" MJ Plug
1 - 4" Gate Valve
1 - 4" Foster Adaptor
Sta. 25+09, Install
1 - 10"x 10" MJ Tee
1 - 10" Gate Valve and Box
1 - 10" MJ Plug
1 - 4" MJ Plug
2 - 10" Foster Adaptor
1 - Thrust Block

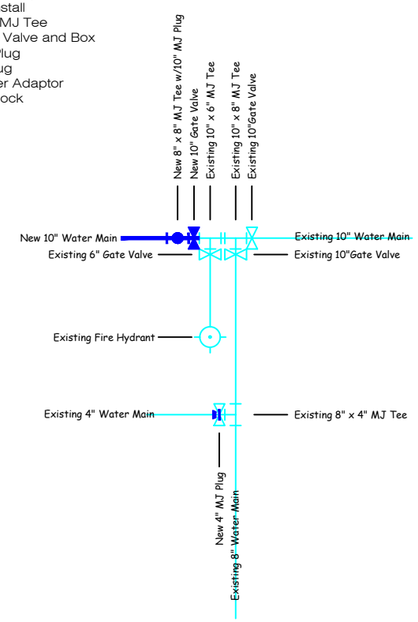

F
CW1.4

Sta. 25+09, 60' Rt., Remove
1 - Fire Hydrant Assembly
Sta. 25+09, 60' Rt., Install
1 - 8" Solid Sleeve
5 LF - 8" DIP Water Main

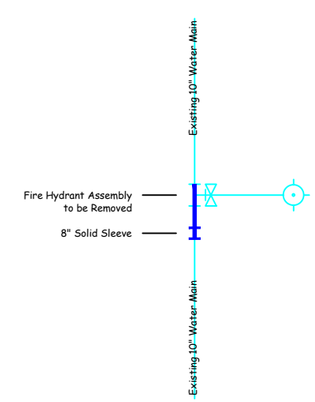

G
CW1.4

Sta. 30+00, Install
2 - 10" MJ Cap
1 - Thrust Block
Disconnect Main From Fire Hydrant and
Install Caps North of Fire Hydrant.

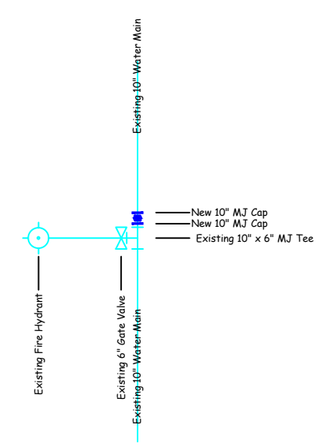

H
CW1.4

Know what's below.
Call before you dig.

No.	Revision	By	Date	Ckd	App
2	Rev. 1	S.S.	5/28/26	K.M.	5/28/26
1	For Bid	S.S.	4/29/26	K.M.	4/29/26

PROFESSIONAL CIVIL ENGINEER
KEITH A. MILLER
E-17504
STATE OF NEBRASKA

MLMH Water Main Relocation from St Joseph Ave. from 7th St. to 8th St. to 8th St. Denver Ave. to Kansas Ave.

HASTINGS UTILITIES

Dsn	K. Miller
Drwn	S. Struss
Date	4/29/2026
Supt.	B. Lubken
W.O. No.	WA-138
Ckd	
Ckd	
Sheet No.	CW2.1
No.	WR-140

MLMH SERVICE LINE WORK
BID SECTION B

Sta. 51+15, Install
- 1 - FH 12"x 6" MJ Tee BID SECTION A
- 1 - 12"x 8" MJ Reducer
- 1 - 8" Gate Valve and Box
- 1 - FH 6" Gate Valve and Box BID SECTION A
- 1 - Fire Hydrant (5'-6" bury) BID SECTION A
- 2 - FH 6", 36" SW x SW Adapter BID SECTION A
- 1 - 12" Foster Adaptor
- 1 - 8" Foster Adaptor
- 1 - 12" MEGA Lug BID SECTION A
- 1 - 8" MEGA Lug
- 1 - Tracer Wire Riser BID SECTION A

12" x 8" Reducer, 8" Gate Valve, 12" Foster Adaptor, 8" Foster Adaptor and 8" MEGA Lug are Part of MLMH Service Line, Bid Section B

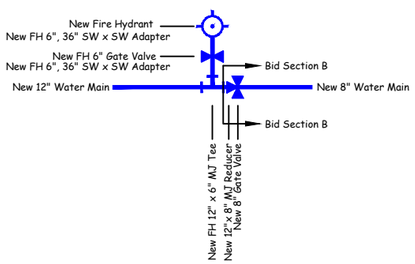

I
CW1.5

MLMH SERVICE LINE WORK
BID SECTION B

Sta. 52+54, Install
- 1 - 8"x 8" Tapping Sleeve by HU
- 1 - 8" Tapping Valve by HU
- 1 - 8"x 8" MJ Tee
- 1 - 8" MJ Plug
- 3 - 8" MEGA Lug
- 1 - Tracer Wire Riser
- 1 - Thrust Block

MLMH Service Line, Bid Section B



J
CW1.5

MLMH SERVICE LINE WORK
BID SECTION B

Sta. 52+66, 46' Lt., Install
- 2 - 8" x 8" MJ Tee
- 1 - 8" x 4" MJ Tee
- 1 - 6" PIV Gate Valve
- 1 - 4" Gate Valve and Box
- 1 - 8" x 6" MJ Reducer
- 2 - 8" MJ Plug
- 2 - 10" MJ Cap
- 1 - 8" Foster Adaptor
- 1 - 6" Foster Adaptor
- 1 - 4" Foster Adaptor
- 10 LF - 8" DIP Water Main
- 5 LF - 6" DIP Water Main
- 4 LF - 4" DIP Water Main
- 7 - Thrust Block

MLMH Service Line, Bid Section B

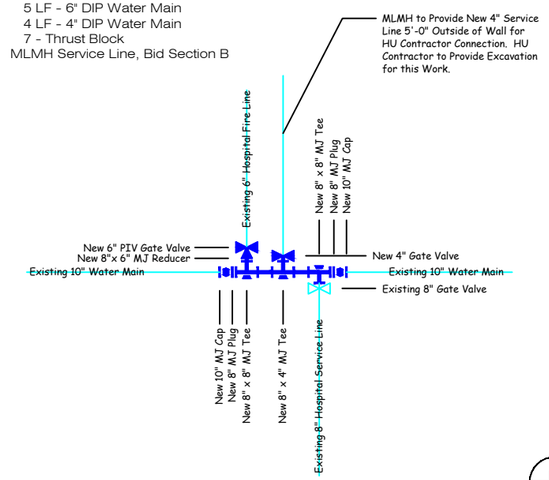

K
CW1.5

MLMH SERVICE LINE WORK
BID SECTION B

Sta. 61+01, Remove
- 1 - 8" 22.5° MJ Bend
- 4 - 8" 45° MJ Bend
- 1 - 8" x 8" MJ Tee w/8" MJ Plug
- 1 - Valve Box

Sta. 61+01, Install
- 1 - 8" 90° MJ Bend
- 1 - 8" Gate Valve and Box
- 1 - 8" x 8" MJ Tee
- 2 - 8" MJ Plug
- 2 - 8" Foster Adaptor
- 2 - 8" MEGA Lug
- 2 - Thrust Block

MLMH Service Line, Bis Section B

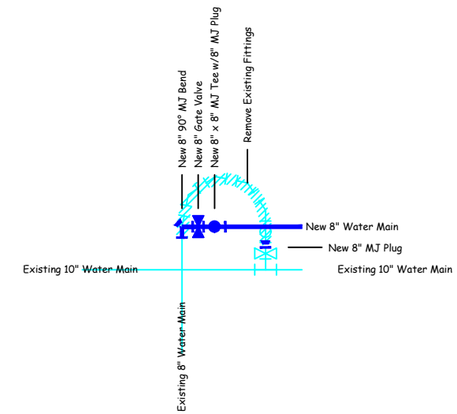

L
CW1.6

MLMH SERVICE LINE WORK
BID SECTION B

Sta. 61+22, Remove
- 8 LF - 8" DIP Water Main
- 1 - Valve Box

Sta. 61+22, Install
- 2 - 8" 45° MJ Bend
- 1 - 8" MJ Plug
- 4 - 8" MEGA Lug
- 8 LF - 8" DIP Water Main
- 1 - Tracer Wire Riser
- 3 - Thrust Block

MLMH Service Line, Bid Section B

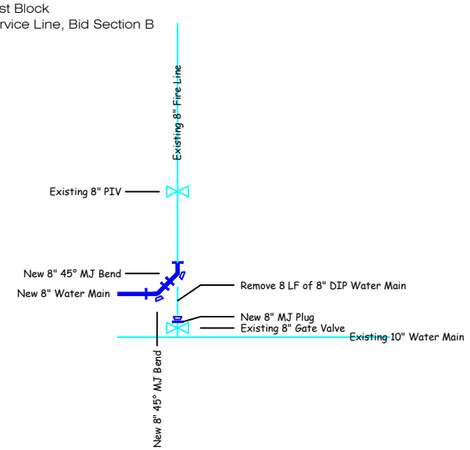

M
CW1.6

Know what's below. Call before you dig.

No.	Revision	By	Date	Ckd	App
2	Rev. 1	S.S.	5/28/26	K.M.	5/28/26
1	For Bid	S.S.	4/29/26	K.M.	4/29/26

PROFESSIONAL CIVIL ENGINEER
KEITH A. MILLER
E-17504
STATE OF NEBRASKA

MLMH Water Main Relocation from St Joseph Ave. from 7th St. to 8th St. to 8th St. Denver Ave. to Kansas Ave.

HASTINGS UTILITIES

Dsn	K. Miller
Drwn	S. Struss
Date	4/29/2026
Supt.	B. Lubken
W.O. No.	WA-138
Ckd	
Ckd	
Sheet No.	CW2.2
No.	WR-140

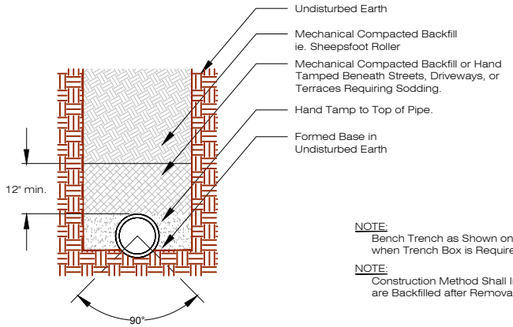

NOTE:
Bench Trench as Shown on Bedding Detail III when Trench Box is Required

NOTE:
Construction Method Shall Insure all Voids are Backfilled after Removal of Trench Box.

TYPE II BEDDING-DIP WATER MAIN

Not to Scale

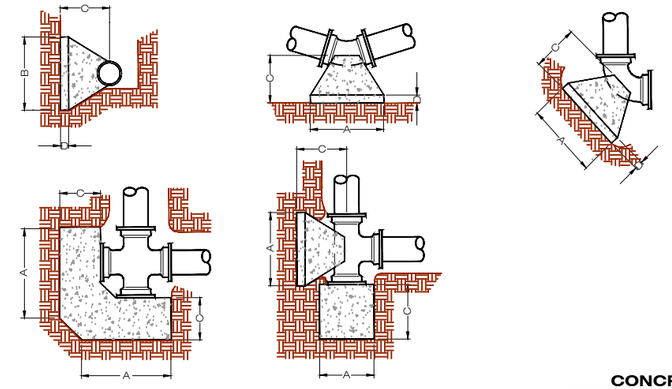

THRUST BLOCK DIMENSIONS

PIPE SIZE INCH	A FEET	B FEET	C FEET	D INCH
4	1.00	1.00	1.00	3
6	1.50	1.50	1.00	6
8	2.00	2.00	1.00	6
10	2.50	2.50	2.00	9
12	3.00	3.00	2.00	9

CONCRETE THRUST BLOCK

Not to Scale

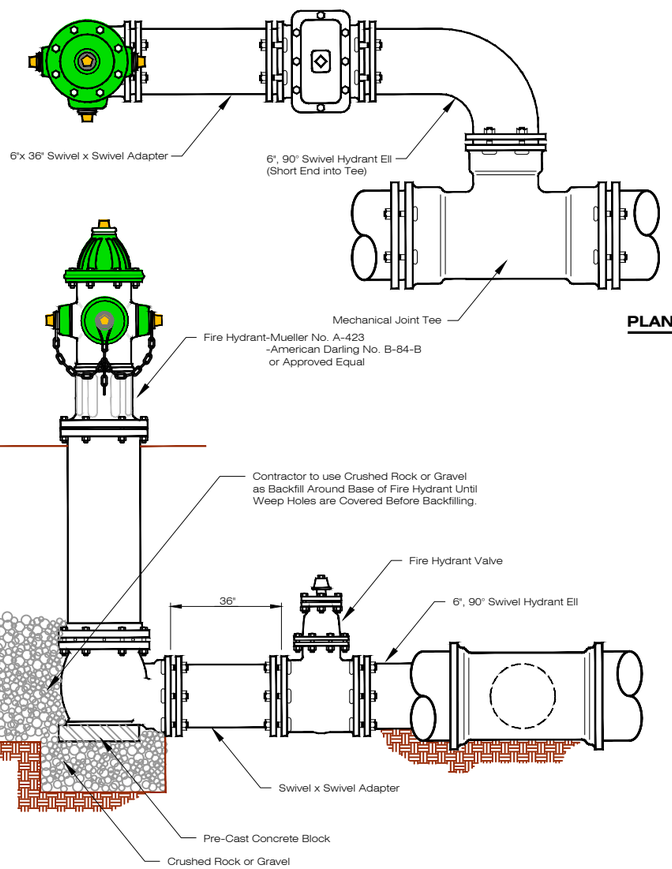

PLAN VIEW

HYDRANT AND VALVE

Not to Scale

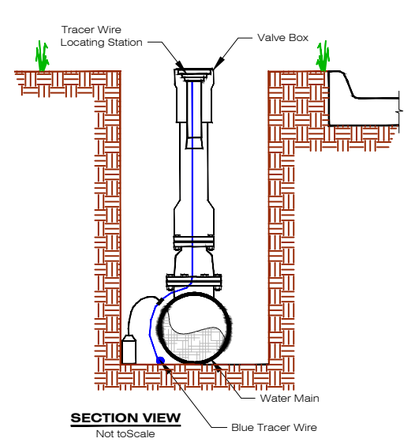

SECTION VIEW

Not toScale

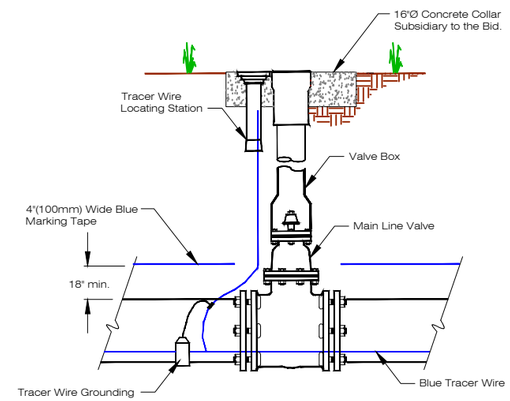

PLAN VIEW

Not toScale

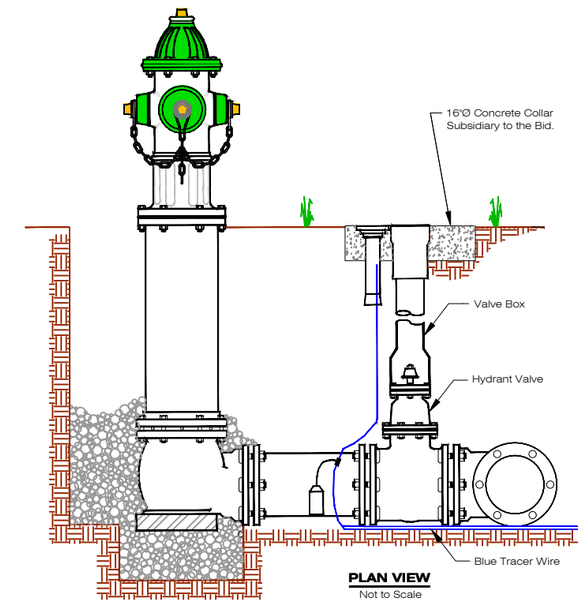

PLAN VIEW

Not to Scale

TRACER WIRE LOCATING STATION FOR MAIN LINE VALVE AND FIRE HYDRANT

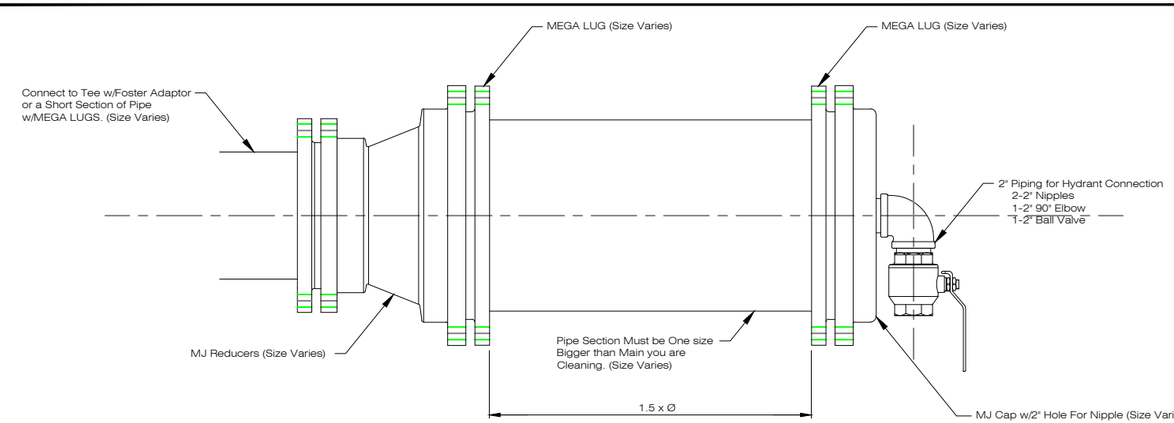

PIG LAUNCHER

Not to Scale

Know what's **below.**
Call before you dig.

No.	Revision	By	Date	Ckd	App
2	Rev. 1	S.S.	5/28/26	K.M.	5/28/26
1	For Bid	S.S.	4/29/26	K.M.	4/29/26

PROFESSIONAL CIVIL ENGINEER
KEITH A. MILLER
E-12504
STATE OF NEBRASKA

MLMH Water Main Relocation from St Joseph Ave. from 7th St. to 8th St. to 8th St. Denver Ave. to Kansas Ave.

HASTINGS UTILITIES

Dsn	K. Miller
Drwn	S. Struss
Date	3/29/2026
Supt.	B. Lubken
W.O. No.	
Ckd	
Ckd	
Sheet No.	CW3.1
No.	WR-140